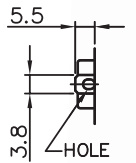
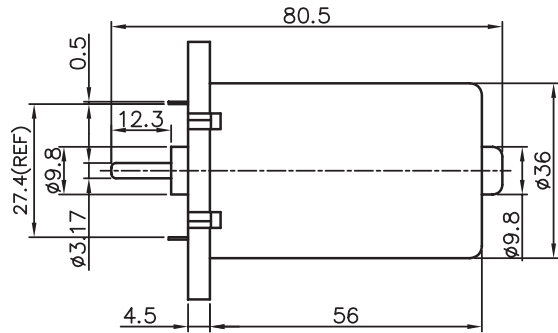
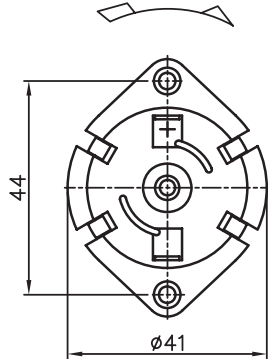


POINT : Car Antenna



DIRECTION OF ROTATION



WEIGHT : 220g(APPROX)

MODEL	VOLTAGE		NO LOAD		AT MAXIMUM EFFICIENCY					STALL			
	OPERATING RANGE	NOMNAL	SPEED	CURRENT	SPEED	CURRENT	TORQUE		OUTPUT	EFF	CURRENT	TORQUE	
			rpm	A	rpm	A	g-cm	mN-m	W	%	A	g-cm	mN-m
KD5A-3058	6.0 - 12.0	12.0V CONSTANT	5800	0.25	4800	1.15	178.0	17.45	8.86	64.18	5.34	1000	98.04

